

Enjoy waterside living

Welcome to Fulham Reach, a thriving new community in the London Borough of Hammersmith and Fulham on the banks of the River Thames. This award-winning development features elegant architecture that accentuates the rich heritage of the site alongside beautiful modern homes designed for the future. With incredible residents' facilities that include a swimming pool, spa, and virtual golf as well as riverside walks and wide open spaces, Fulham Reach is London's most exciting riverside destination.

LONDON WETLANDS CENTRE

FORMER HARRODS FURNITURE DEPOSITORY BUILDING

RIVER THAMES

HAMMERSMITH BRIDGE

HOLLAND COURT

HOLLAND HOUSE

HOLLAND HOUSE + HOLLAND COURT

A tree-lined Boulevard leads you to the water's edge

Holland House and Holland Court will be the newest additions to Fulham Reach. Situated next to Frank Banfield Park, the riverside is only a two minute walk away along a Boulevard buzzing with cafés, shops and spaces to socialise.

*The vibrant Boulevard is the perfect place
to relax and watch the sunset
at the end of the day*



An inviting public space with
cafés, shops and outdoor seating



A space to meet friends, enjoy a coffee before work
or simply go for a stroll along the river

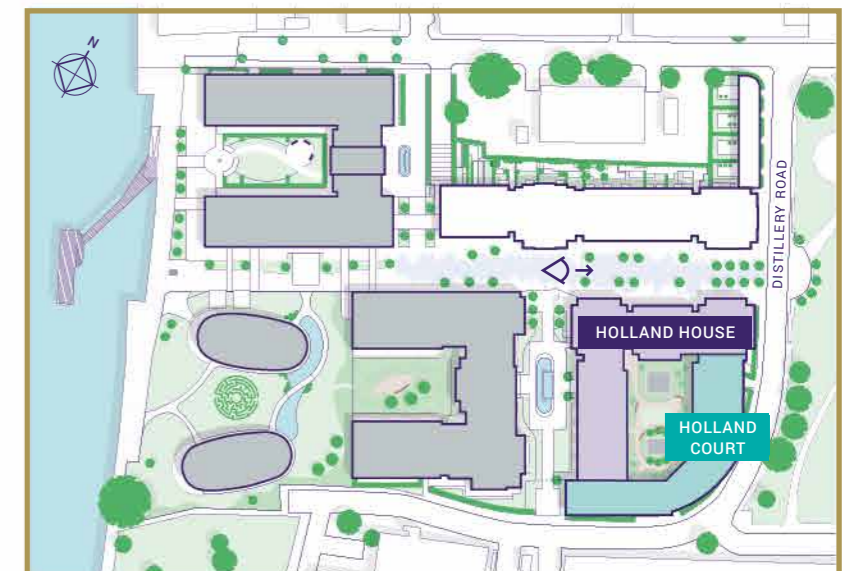
Holland House + Holland Court



Holland House overlooks the Boulevard with views towards the park

These beautiful apartments are the latest phase of this award-winning development, offering an exciting opportunity to live in a thriving new community along the River Thames.

In each apartment you will find every detail has been carefully designed with high specifications, quality British craftsmanship and thoughtful touches throughout.

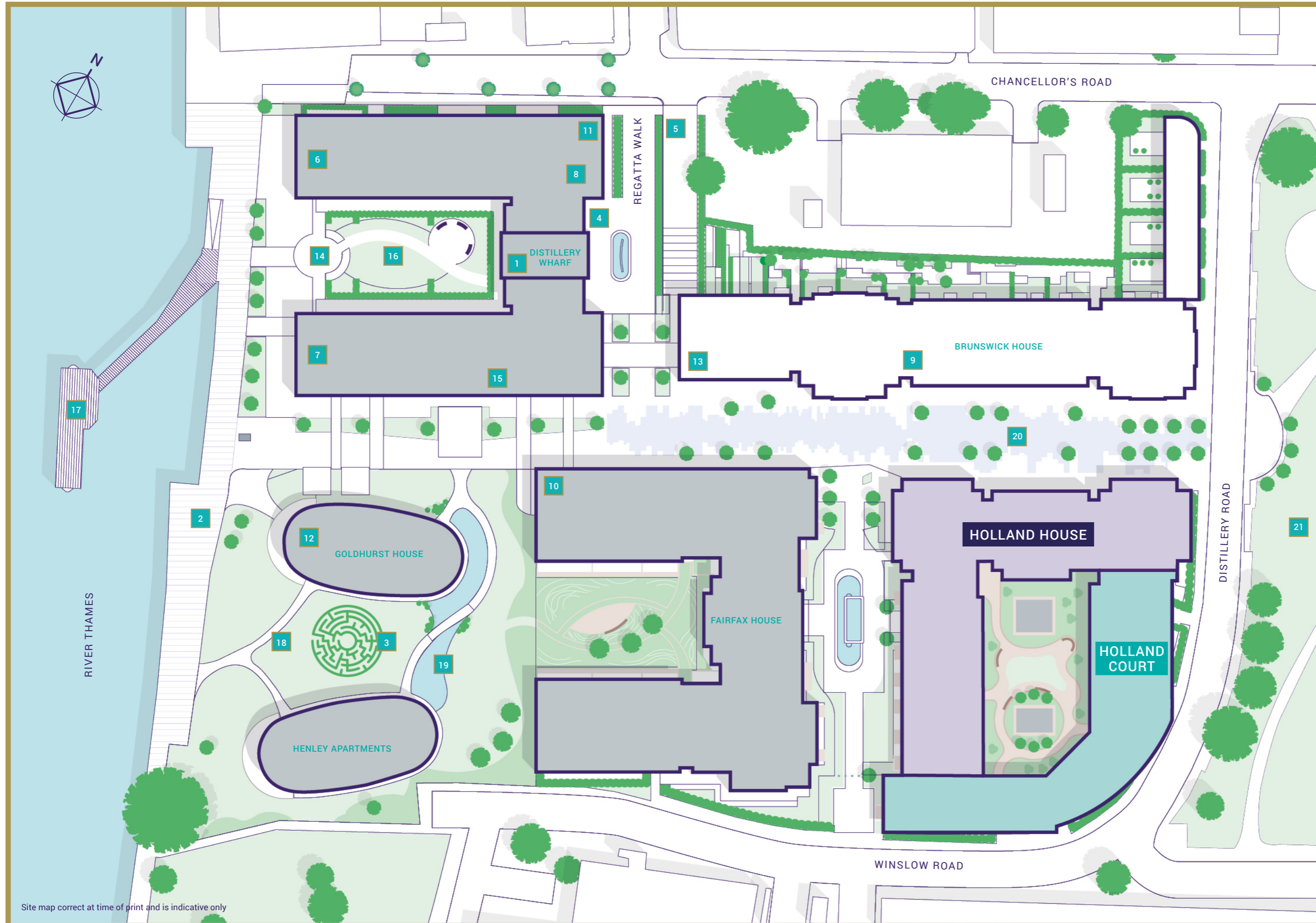


The perfect riverside location

Fulham Reach is a high-quality, mixed-use development in a striking riverside location in Hammersmith and Fulham, delivering a vibrant and sustainable environment for residents, visitors and the local community. Just 3 miles west of central London, many of the Capital's most exciting destinations are just moments away.

FULHAM REACH

The riverside promenade is the perfect place to take a leisurely walk or a morning run



Site map correct at time of print and is indicative only

Fulham Reach

A fantastic place to call home with a host of on-site amenities including the Tamesis Club which features a spa, a pool and a state-of-the-art gym. Alongside these facilities there are also a number of open green spaces to enjoy.

AMENITIES

- 1. The Tamesis Club
- 2. Riverside Promenade
- 3. The Maze
- 4. Taxi/Chauffeur drop-off
- 5. Car park entrance
- 6. Fulham Reach Boat Club
- 7. Fulham Reach Marketing Suite
- 8. Concierge
- 9. Bing Pilates
- 10. Reach Fit Studio
- 11. Benham and Reeves Estate Agents

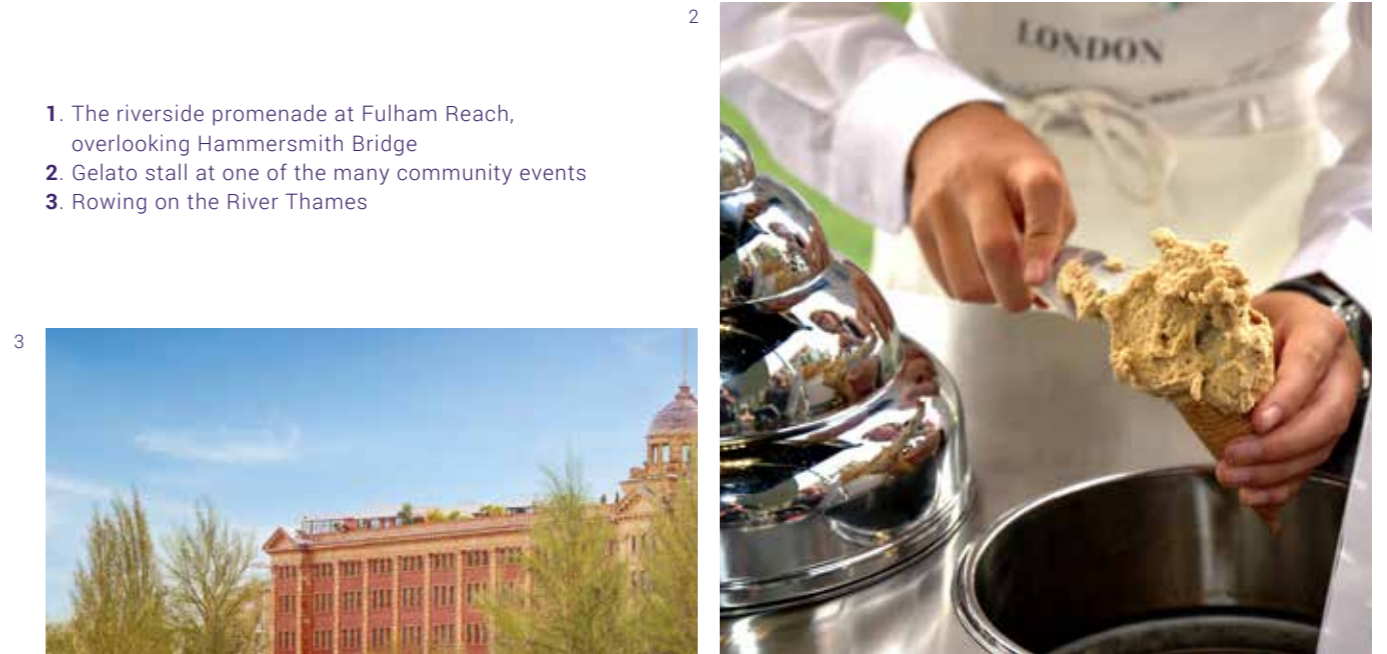
SHOPS, CAFÉS, BARS & RESTAURANTS

- 12. Brasserie Blanc
- 13. Tesco Express
- 14. The Blue Boat Pub & Restaurant
- 15. The Bread Lab

OPEN SPACES

- 16. Garden Courtyard
- 17. Fulham Landing
- 18. Landscaped Gardens
- 19. The Lake
- 20. The Boulevard
- 21. Frank Banfield Park

*Community is at the heart
of our neighbourhood*



- 1. The riverside promenade at Fulham Reach, overlooking Hammersmith Bridge
- 2. Gelato stall at one of the many community events
- 3. Rowing on the River Thames

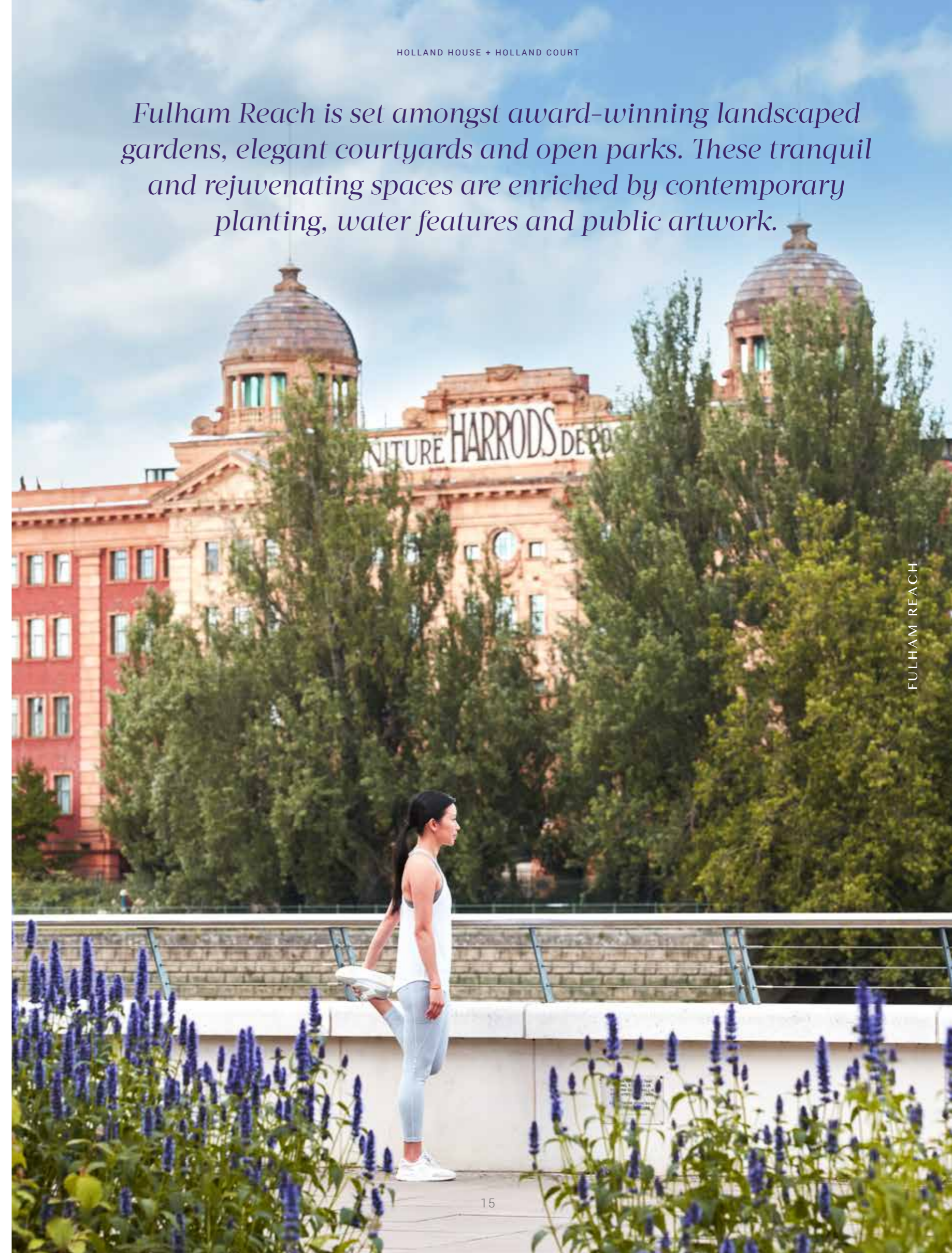


Fulham Reach is an established and welcoming community. From the riverside promenade to inviting landscaped gardens and courtyards, every corner of the development offers residents the opportunity to socialise.



The spaces inbetween buildings are just as important as the buildings themselves, which is why there is an abundance of outdoor space for residents to enjoy.

Fulham Reach is set amongst award-winning landscaped gardens, elegant courtyards and open parks. These tranquil and rejuvenating spaces are enriched by contemporary planting, water features and public artwork.





THE CITY

THE SHARD

CANARY WHARF

BUCKINGHAM PALACE

KENSINGTON PALACE

HYDE PARK

ROYAL ALBERT HALL

HARRODS

CHELSEA FC

KENSINGTON

EARL'S COURT

SOUTH KENSINGTON

QUEEN'S CLUB

HAMMERSMITH

FULHAM

HAMMERSMITH UNDERGROUND

HAMMERSMITH FLYOVER

FULHAM REACH
LONDON W6

THE RIVER CAFÉ

BRASSERIE BLANC

THE BLUE BOAT

FULHAM LANDING

RIVERSIDE STUDIOS

FORMER HARRODS FURNITURE DEPOSITORY BUILDING

HAMMERSMITH BRIDGE

RIVER THAMES

FULHAM REACH



Everything you need is in one place with an abundance of on-site amenities such as Brasserie Blanc restaurant, The Bread Lab and Bing Pilates.



The beauty of Fulham Reach is that whilst it offers direct access into the City, it is also an exciting destination itself with everything you need just moments from your front door.

- 1. Brasserie Blanc restaurant
- 2. The Blue Boat Riverside Bar and Restaurant
- 3. Reach Fit Studio
- 4. Gym at the Tamesis Club
- 5. Sam's Riverside
- 6. Tesco Express
- 7. Bing Pilates
- 8. Bread Lab Artisan Bakery








Riverside to poolside

The Tamesis Club is an exclusive residents' club located in Distillery Wharf at Fulham Reach. The health spa, gym and swimming pool put your wellbeing first with state-of-the-art facilities to rejuvenate, relax and uplift you.

With a swimming pool, spa, wine cellar and entertainment rooms, the residents' facilities at Fulham Reach offer a retreat from the outside world.



Enjoy an extensive array of activities designed to nurture a balanced and healthy lifestyle.

1. 24-hour concierge 2. Spa facilities at the Tamesis Club which include a sauna, steam room and a wide range of beauty therapy treatments 3. Virtual golf 4. The snooker room 5. The pool at the Tamesis Club 6. The wine cellar 7. Private cinema room

AMENITIES & FACILITIES

Green spaces and river pathways to explore by foot or by bike



- | | |
|----------------------------------|----------------------------------|
| 1. Frank Banfield Park | 10. Fulham Football Club |
| 2. Hammersmith Bridge | 11. Fulham Palace |
| 3. Furnivall Gardens | 12. Putney Bridge |
| 4. Ravenscourt Park | 13. Barnes Common Nature Reserve |
| 5. Thameside Tennis Club | 14. Chiswick House and Gardens |
| 6. Reservoir Lagoon | 15. King's House Sports Ground |
| 7. Main Lake | 16. Thames Path |
| 8. Queen's Tennis Club | 17. Fulham Reach Boat Club |
| 9. Lillie Road Recreation Ground | 18. Hurlingham Polo Club |

KEY

..... Thames Path



Source: Google Maps, travel times are indicative only.
 * Hammersmith tube operates the District, Hammersmith and City, Piccadilly and Circle lines.

London made local

Fulham Reach is perfectly positioned to enjoy the best of life in the Capital, meaning there is never a lack of things to do. Just a short walk along the towpath, with views of Hammersmith Bridge, you'll find yourself amongst some of London's most iconic landmarks.



OLYMPIC STUDIOS
A renowned café, cinema and members' club in Barnes



TURNERS FLORISTS
A family run florist in Hammersmith established over 120 years ago



THE RIVER CAFÉ
This iconic Michelin-starred Italian restaurant in Hammersmith was established in 1987

THE LYRIC THEATRE
A West End theatre on Shaftesbury Avenue





SAM'S RIVERSIDE
A destination riverfront restaurant by Hammersmith Bridge



RICK STEIN AT BARNES
A seafood restaurant serving the freshest fish and seafood from Cornwall



HAMMERSMITH EVENTIM APOLLO
An Art Deco entertainment venue in Hammersmith



RIVERSIDE STUDIOS
From yoga classes to theatre performances there's something here for everyone

FULHAM FOOTBALL CLUB
The oldest football club in London to play in the Football League is just minutes away



Fulham Rowing Club

A truly unique opportunity to enjoy the River Thames to its fullest, right on your doorstep. Rowing has been an important part of Fulham life for centuries and Fulham Reach Boat Club aims to make rowing and paddle sports accessible to everyone in the community.



Central London in minutes

From the privileged position of West London, reaching the city centre couldn't be easier. From high fashion to Royal parklands, Michelin-starred restaurants to world-famous concert venues, you're only ever minutes away.

* TRAVEL TIMES ARE FROM HAMMERSMITH UNDERGROUND STATION AND INCLUDE WALKING TIME TO DESTINATION.



16 MINS* **HYDE PARK**
The largest of four Royal Parks connecting Kensington Palace to Buckingham Palace



14 MINS* **HARRODS**
The world-renowned department store



19 MINS* **ROYAL ALBERT HALL**
One of the United Kingdom's most treasured and distinctive venues



16 MINS* **BOND STREET**
Since the 18th century, Bond Street has been the home of luxury shopping in London




8 MINS* **WESTFIELD LONDON**
London's largest shopping centre



20 MINS* **FORTNUM & MASON**
The renowned purveyors of fine foods, hampers, teas and wine

Hammersmith Underground Station is conveniently located moments from Fulham Reach, offering four London underground lines that connect you to every corner of the city.



4
MINUTES by tube
TO WOOD LANE
via Hammersmith & City line

8
MINUTES by tube
TO SOUTH KENSINGTON
via District and Piccadilly line

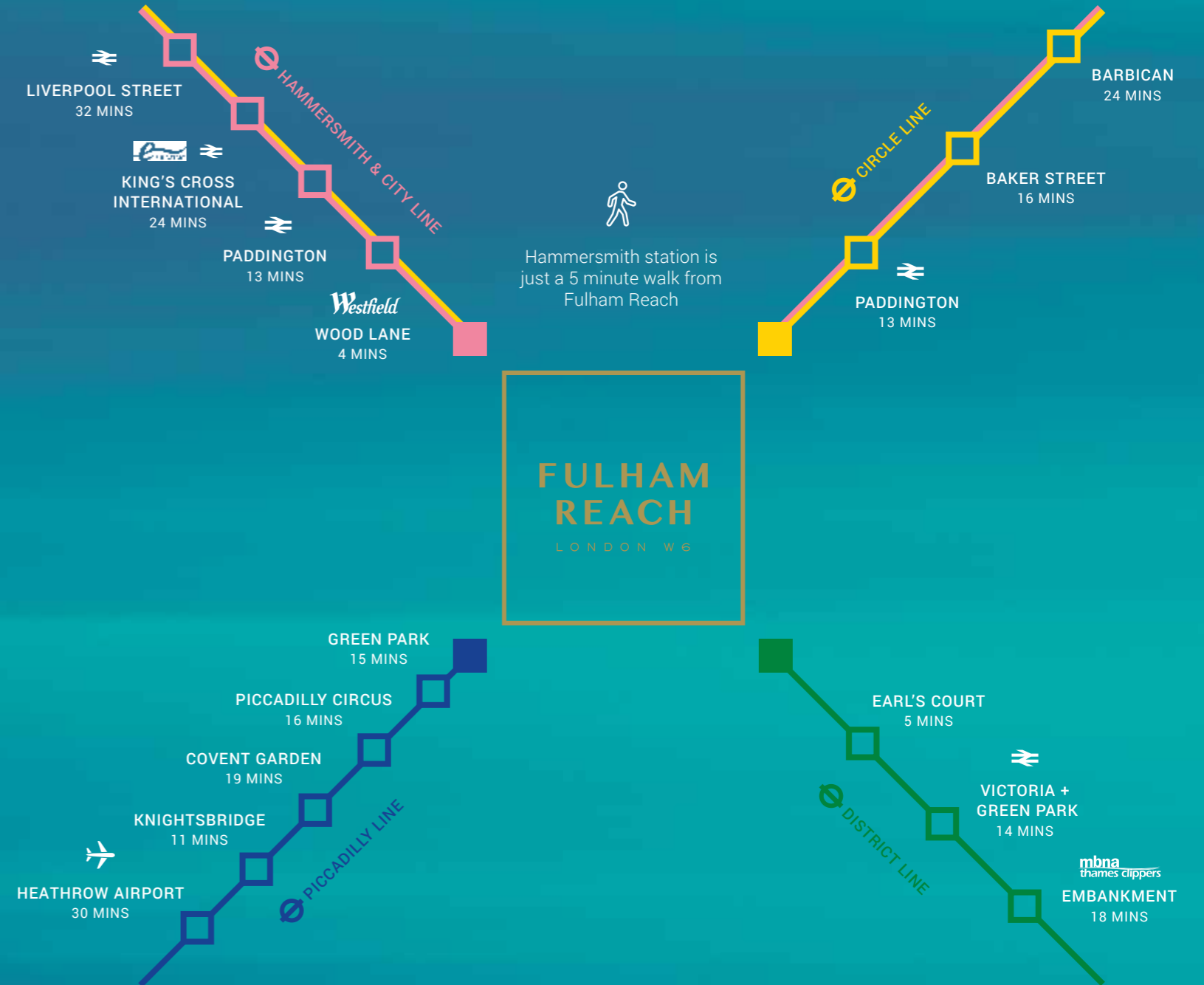
11
MINUTES by tube
TO KNIGHTSBRIDGE
via Piccadilly line

18
MINUTES by tube
TO LEICESTER
SQUARE
via Piccadilly line

30
MINUTES by tube
TO HEATHROW
AIRPORT
via Piccadilly line

Source: tfl.gov.uk, travel times shown above and opposite are indicative only

TRAVEL TIMES FROM HAMMERSMITH STATION



A hub for business

ALL WITHIN A 5 TO 15 MINUTE WALK

Fulham Reach benefits from a close proximity to a number of exciting global businesses, attracting some of the world's most dynamic minds. From the headquarters of Harrods to Virgin Media, there is an abundance of industry-leading brands within easy reach.



LOCAL AREA

An education in a league of its own

Moments away from Fulham Reach you will find some of the finest educational institutes in the country. The local vicinity offers schools which consistently rank at the top of national league tables, including the school most recently attended by members of the British Royal Family.

Schools



St Paul's School

An independent school offering an outstanding, all round education for boys aged 7–18 years. Priding itself on a unique tutor system and a range of co-curricular activities.

14 minute drive



Thomas's
LONDON DAY SCHOOLS

Thomas's Battersea

This thriving school educates 560 boys and girls including the third-in-line to the throne, Prince George. The school describes itself as being 'happy, dynamic and vibrant'.

20 minute drive



ST PAUL'S
GIRLS' SCHOOL

St Paul's Girls' School

An independent senior school for girls between 11–18 years. Places at St Paul's are highly sought after as the school regularly performs extremely well in GCSEs and A Levels.

10 minute drive



Godolphin & Latymer

A day school for 780 girls aged between 11–18 years where individual talents are championed and passions and interests are nurtured.

8 minute drive

Source: Google Maps, travel times are indicative only.

World-renowned universities within easy reach

The variety of universities that surround Fulham Reach are world-class and can easily be reached by car, bike or public transport. From LSE to King's College, the local universities are ranked amongst the world's best.

Imperial College London

Imperial College London
This highly regarded institution specialises in Science, Engineering, Medicine and Business, demonstrating consistent academic success and path-breaking research.

3.1 Miles



King's College London
One of London's most respected colleges, it is known for its impeccable teaching and research, especially in Politics, History, Philosophy, Law, Classics and Medicine.

5.9 Miles

UNIVERSITY OF WESTMINSTER


University Of Westminster
The university offers over five hundred courses from Law to Computer Science, Architecture, Arts & Design, Life Sciences and Languages.

5.6 Miles



London School of Economics and Political Science
A world-renowned institution, LSE is consistently amongst the top-ranking educational institutions in the world.

6.3 Miles



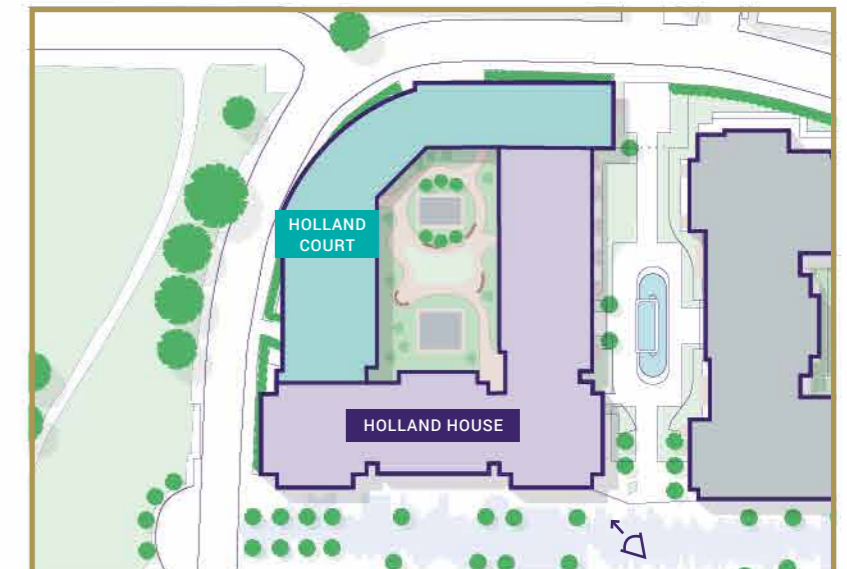


Situated just off the Boulevard these beautifully appointed homes feature a tranquil green courtyard at their centre

With an adjacent park and private balconies or terraces to each apartment, Holland House and Holland Court perfectly balance city life with serene waterside living.

The apartments have views of the vibrant public spaces below

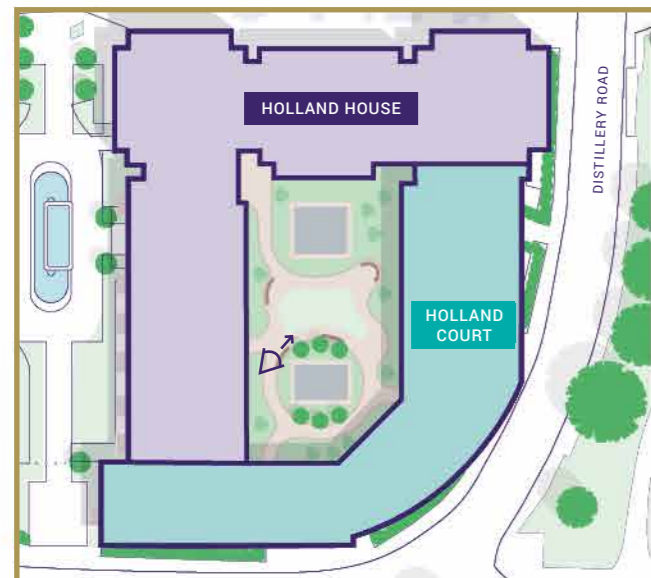
Computer generated image is indicative only



A central courtyard offers residents a private green outdoor oasis

At the heart of these apartments is a courtyard garden featuring striking stone walls and timber benches, combining natural elements with carefully selected seasonal planting to ensure an inviting outdoor space all year round.

Beautifully lit pathways ensure a safe and relaxing environment both in the day and at night.





A premium three bedroom apartment terrace

*Each apartment
has its own outside
space to enjoy*

Every apartment in Holland House and Holland Court benefits from a terrace or balcony allowing residents to enjoy their own private outside space.




*An inviting Boulevard
just moments from
your door*

Every community needs a buzzing hub for people to come together. Whether it's a morning coffee, lunch with friends or simply a space to sit back and watch the world go by, Fulham Reach champions time well spent.



From vibrant outdoor spaces to striking interior design, the homes at Fulham Reach are just as spectacular as its surroundings.

There are three beautiful interior palettes to choose from which encompass the elements, textures and colours of the natural world.




SORRENTO

Fresh and optimistic, Sorrento evokes the changing light of the Neapolitan coast with the crisp, clean colours of classic stone, complementing fine joinery to create a reviving and uplifting mood.



SIENNA

Inspired by the classical, weathered streetscape of Sienna and the ancient hill towns around it, which flicker from sun-drenched to shaded. Warm timber is enhanced by the sophistication of fine stone to conjure the calm of a hazy summer day in Tuscany.



FLORENCE

The Florence palette has accents of classic white-veined stone and brings to mind the noble statuary and flourish of Florentine architecture. These classical accents are combined with warm cream tones to create an ambience of friendly sophistication.

*Bright, contemporary
interiors, built to
the highest standards*



KITCHEN / SORRENTO
Premium 3 bedroom apartment

With full height windows, generous proportions and meticulously crafted design, these apartments are the perfect place to unwind.



Computer generated image is indicative only

LIVING ROOM / SIENNA
Premium 3 bedroom apartment



Computer generated image is indicative only

BATHROOM / SORRENTO
Premium 3 bedroom apartment

*Light-filled, spacious and airy,
these apartments are a serene
retreat to come home to*



HOLLAND HOUSE + HOLLAND COURT

BEDROOM 1 / SIENNA
Premium 3 bedroom apartment